



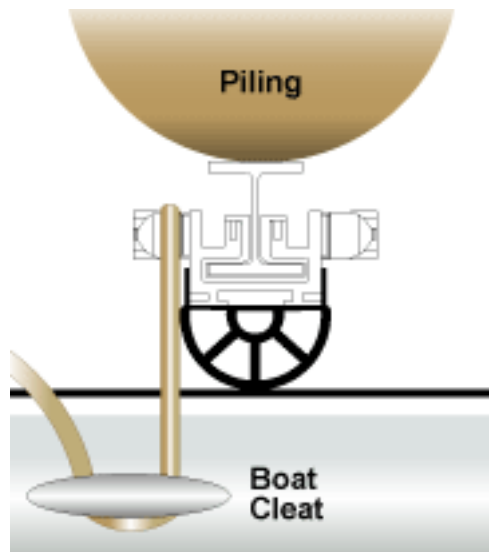
SLIDEMOOR OPTIMAL TIE-UP

SlideMoor secures your boat tight with two braided low-stretch lines on *one side only*, eliminating bumping, banging, and other damaging movements. SlideMoor allows your boat to move securely up and down through waves, wind, and tides.

It's important to understand, SlideMoor works best when tied tight to the boat cleat using braided low-stretch line!

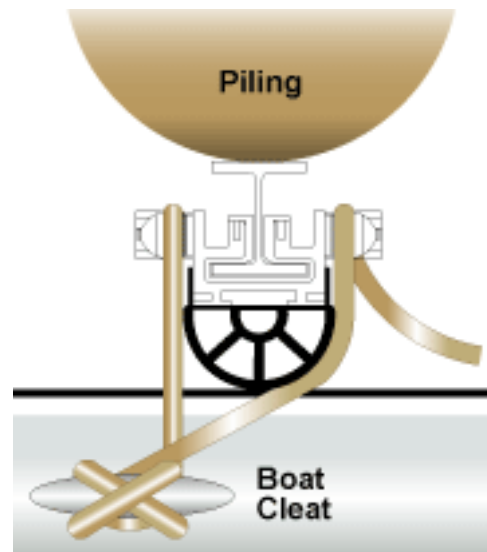
Note: 5/8" maximum line on standard systems. Ask about our stainless cleats for larger line use.

See the SlideMoor Optimal Tie-up Instructions below to enjoy better docking today:



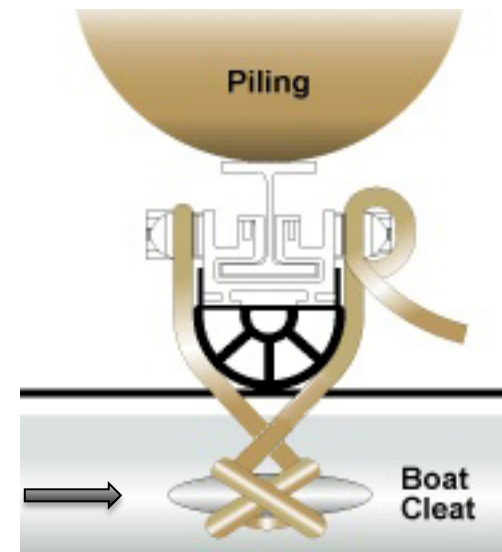
First Step:

Line cleat up as shown and snug boat to SlideMoor Bumper.



Next:

Tie off cleat tight as shown and start line around 2nd SlideMoor cleat.



Final Step:

Pull boat tight to second cleat to line up on SlideMoor as shown and secure at cleat.